

## Library e-Services 1 & 2

### Camrose Public Library Website

<http://cpl.prl.ab.ca/>

1. Open an Internet Browser (ex/ Safari, Chrome, Edge)
2. Click on the search bar at the top and search for “Camrose Public Library”
3. You can also bookmark the library website by clicking the star in the top left

### Online Search Catalogue

You can search for library materials such as books, e-books, DVDs, physical literacy equipment and so much more.

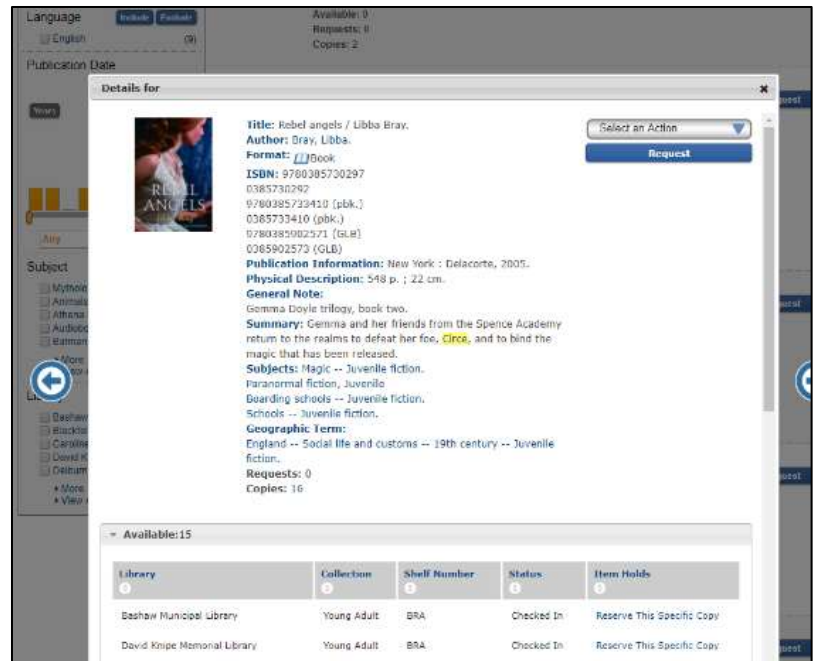


1. Click on the large white rectangle in the middle of the screen and type in the item you want to search for. Click the magnifying glass or “enter”.
2. You can limit your search results on the left-hand side menu:
  - a. Author
  - b. Format
  - c. Collection
  - d. Language
  - e. Publication Date
  - f. Subject
  - g. Library
3. For each category you wish to limit click “Include” or “Exclude”

Limit Search Results	
<b>Author</b>	<b>Include</b> <b>Exclude</b>
<input type="checkbox"/> Hawthorne, Nathaniel...	(3)
<input type="checkbox"/> Beckett, Sheilah, ill.	(1)
<input type="checkbox"/> Bodkin, Odds.	(1)
<input type="checkbox"/> Bray, Libba.	(1)
<input type="checkbox"/> Clemence McLaren.	(1)
▶ More	
▶ View All	
<b>Format</b>	<b>Include</b> <b>Exclude</b>
<input type="checkbox"/> Book	(8)
<input type="checkbox"/> Audiobook	(1)
<b>Collection</b>	<b>Include</b> <b>Exclude</b>
<input type="checkbox"/> Adult Fiction	
<input type="checkbox"/> Adult Nonfiction	
<input type="checkbox"/> Audiobook	
<input type="checkbox"/> Early	
<input type="checkbox"/> Junior Nonfiction	
▶ More	
▶ View All	
<b>Language</b>	<b>Include</b> <b>Exclude</b>
<input type="checkbox"/> English	(9)


4. To see more information about an item, click on it:

- a. Title
- b. Author
- c. Format
- d. Publication Information etc.
- e. Number of Copies & Availability
- f. Library



## Request an Item Online

There are 2 ways to request items online:



Request

1. In the main search results page, click the blue “Request” button to the right of the desired item.
  - a. Login with your full library card number (no spaces) and PIN
  - b. Select the pickup library and click “Place Request”
2. To request a specific copy, click on the item and scroll down
  - a. Click on “Reserve This Specific Copy”
  - b. Login with your full library card number (no spaces) and PIN
  - c. Select the pickup library and click “Place Request”

## If You Can't Find an Item

1. Search TAL Online (see below)
2. Call us at 780-672-4214
3. Submit a purchase suggestion online

## TAL Online

<https://talonline.ca/>



The Alberta Library (TAL) is a provincial wide discovery service which allows users to discover and request physical library items from libraries across Alberta. TAL Online connects remotely to library catalogues across Alberta and displays search results for users looking to request items not available at their home library.

### To access TAL:

1. On the CPL website:
  - a. Click the green “ME / TAL” on the top right and then click “Search TAL Online”
  - b. At the bottom of the search results page, click “TAL Online”
2. On an Internet browser:
  - a. In the top search bar type “The Alberta Library” or “<https://talonline.ca/>”

### How to Use TAL:

1. Click on the large gray rectangle in the middle of the page and type in the name of the item you are searching for
2. Just below the search bar, you can limit your search by format, relevance and libraries
3. To see more details about the item, click on the blue title
4. To request a title:
  - a. Click “Request Item”
  - b. Select your library from the drop down menu and click “Select”
  - c. Enter your full library card barcode and PIN and click “Place Request”
  - d. Scroll down and click “Confirm Request”
  - e. At the top of the screen you should see “Your request has been placed successfully”



## Cloud Library



### What is Cloud Library?


An app and program that allows you to borrow ebooks from Parkland Regional Library. There are over 3,000 titles and growing. You can borrow 10 items at a time, for 21 days. You cannot renew titles.

<http://cpl.prl.ab.ca/elibrary/eservices/3m-cloud-library>

### How to Download Cloud Library on Tablets & Smartphones

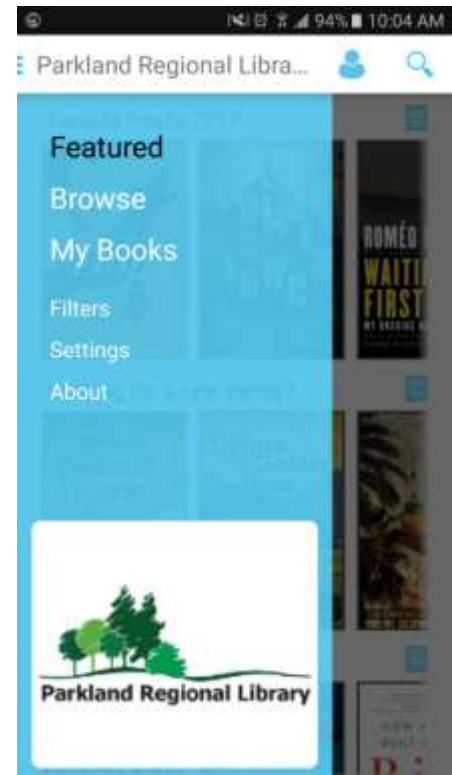


1. Download the app from your app store on your device
2. Open the app on your device and tap the screen to continue. Follow the prompts and create a login
  - a. Library Card Barcode & PIN



### How to Navigate Cloud Library

- Tap the 3 lines in top left for the menu
- Tap “Features” or “Browse” to search titles
- To check out an eBook, tap the cover, then tap “Borrow”
- Put unavailable titles on hold by tapping “Hold”. To be notified of your hold, tap the menu button > “Settings” > “Email for notifications” and follow the prompts
- Tap “My Books” to see your checked out titles. To open and read, tap on the eBook



## RBdigital




### What is RBdigital?

An app and program that allows you to borrow e-audiobooks and e-magazines from Parkland Regional Library. Over 1000 titles and growing. You can borrow 10 e-audiobooks at a time, for 21 days. You can renew titles if no one else has requested it. Unlimited e-magazine borrowing.

<http://cpl.prl.ab.ca/elibrary/eservices/oneclickdigital>

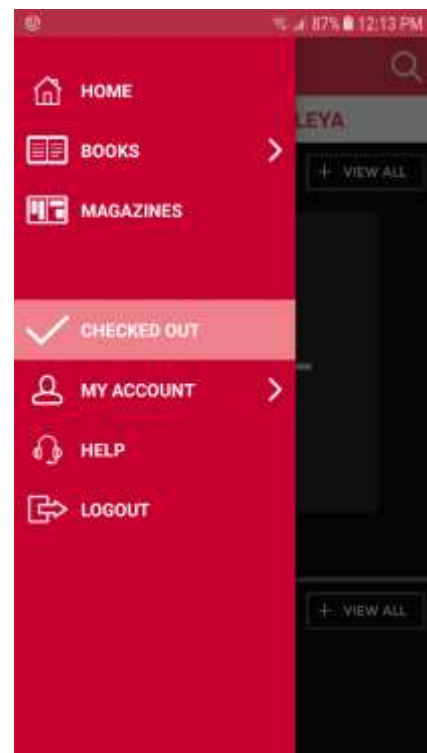
### How to Download RBdigital on Tablets & Smartphones



1. Create an account
  - a. Open a web browser and go to [www.cpl.prl.ab.ca](http://www.cpl.prl.ab.ca)
  - b. Click on “eLibrary” > “RBdigital eAudio” > “Visit RBdigital eAudio”
  - c. Click “Register” and fill in the required information
2. Download the app from your app store on your device
3. Open the app and enter your login information. You must create an account before you download the app.

### How to Navigate RBdigital

- Search for title by clicking the magnifying glass in the top right corner
- To borrow a book tap the cover and “Checkout”
- To place a hold, tap “hold”
- Tap “play” to begin listening. This will also automatically begin downloading the book
- You can change playback speed, bookmark a chapter or set a sleep timer



## Other e-Services

- Hoopla
  - Borrow movies, music, comics and more. 4 item limit per month.
- PressReader
  - Download your favourite newspapers and magazine from all over the world
- Alberta Research Portal
  - Gateway to a world-class collection of primary sources
- Newspaper Source Plus
  - Access newspaper articles and news transcripts daily
- Read Alberta eBooks
  - This collection includes over 1,000 Alberta-published eBooks from 24 Alberta publishers
- Pronunciator
  - Learn a new language by taking courses, attending live conversation classes or download a phrasebook. Over 80 languages to choose from!
- Grant Connect
  - Allows charitable organizations to find new finding opportunities, target better prospects and track their relationships. Available for in library use only.
- Centre for Equitable Library Access
  - Access over 200,000 titles in accessible formats for patrons with print disabilities
- National Network for Equitable Library Service (NNELS)
  - Borrow titles from an online collection of accessible formats for patrons with perceptual disabilities
- NoveList
  - Helps readers find their next favourite book